Lighting: H.I.D. (High Intensity Discharge) Lighting Fixture, DMV1, DPS1, DMH1 Series

ALLOY

A QUALITY PRODUCT

Flameproof
Zone 1 & 2 – 21 & 22

Specification

Body mataerial	:	Marine grade copper-free aluminium alloy with polyester powder coated, RAL 7032 (Grey)
Glass globe	:	Borosilicate glass
Sealing gasket	:	Silicone -40 °C to +175 °C
Reflector (option)	:	Anodized aluminium
Basket guard (option)	:	Stainless steel



Technical Data

Hazardous Area	Gas	Dust
Zones	**1 & 2**	**21 & 22**
Conforming to ATEX	**Ex II 2G**	**Ex II 2D**
Symbol of Protection ATEX	**Ex de IIB (Ex db eb IIB Gb)**	**Ex tD A21 (Ex tb IIIC Db)**
Symbol of Protection IEC		
ATEX Certificate	PTB 09 ATEX 1042X	
Standard	ATEX Directive 2014/34/EU, std. EN 60079-0:2006,	
	EN 60079-1:2007, EN 60079-7:2007, EN 61241-0:2006	
	EN 61241-1:2004	
Ambient Temperature	-20 °C to +55 °C	
Index of Protection	IP66	

Entries	2 - M25x1.5 or 2 - Ø3/4" NPT (1-plug)
Mounting	Ceiling or Bracket mounting (standard)
	(Optional mounting provided with 2 x M10 eye bolts,
	clamps for, Ø2 inch pipe)
Connection	L, N and E ; for 1-4mm.^{2} cable (socket terminal)
Rated Voltage	220/ 230V.AC.±5% 50Hz.

F

Polar curve for DMV1-125

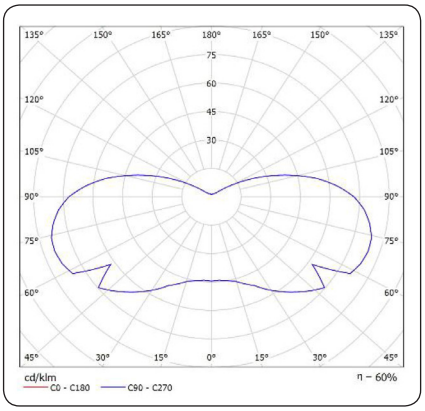

Polar curve for DPS1-250

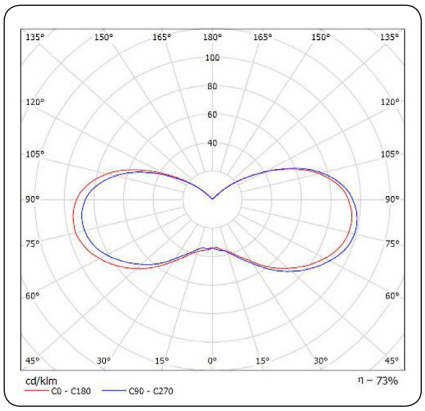

Polar curve for DMH1-400

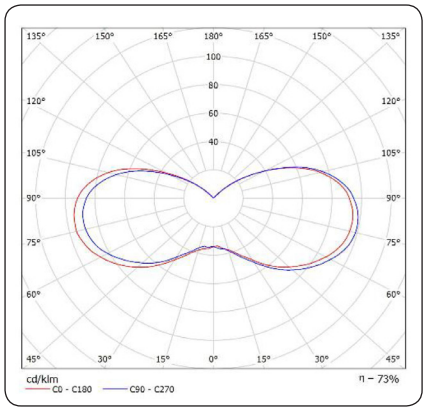

Polar curve for DMV1-125R

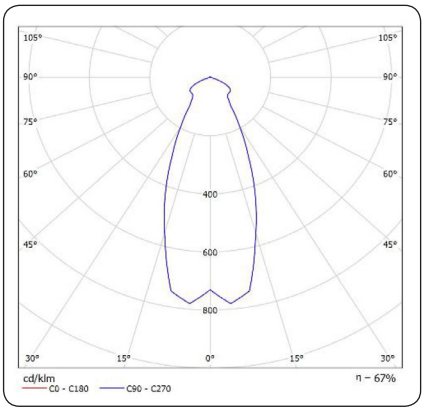

Polar curve for DPS1-250R

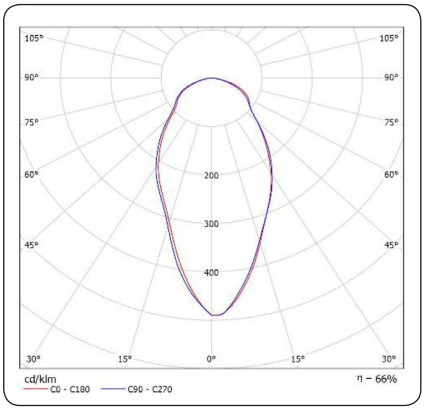

Polar curve for DMH1-400R

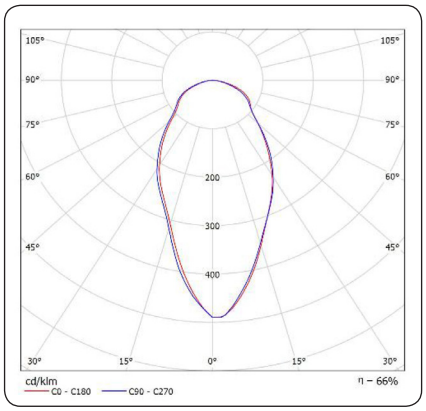

Visit our website at www.alloyindustry.com
or contact us at +66 (0) 2434 3688 © June 2016

Lighting: H.I.D. (High Intensity Discharge) Lighting Fixture, DMV1, DPS1, DMH1 Series

ALLOY
A QUALITY PRODUCT

Flameproof
Zone 1 & 2 – 21 & 22

Catalogue Number

DXX1 - XXX 3 ☐

- **DXX1** — Series:
  DMV1 = Mercury Vapor
  DPS1 = High Pressure Sodium
  DMH1 = Metal Halide
- **XXX** — Lamp Watt: (see catalogue number table)
- **3** — Voltage: none = 220V.AC. 3 = 230V.AC.
- **☐** — Accessories: G = Basket Guard, R = Reflector; Mounting: C = Ceiling, B = Bracket

Lamp Watt	Cat. No.	Voltage	Lamp/ Ballast/ Ignitor	Temp. Class (for zone 1, 2)		Max. Surface Tamp* (for zone 21, 22)		Entries		Wiring Diagram
				Ta 40 °C	Ta 55 °C	Ta 40 °C	Ta 55 °C	NPT	Metric	
Mercury Vapor										
80W.	**DMV1-80 ☐**	220V.	HPL-N 80W / Q80.587 / -	T5	T4	T100°C	T135°C	Ø3/4"	M25x1.5	Dia-B
		50Hz.	HPL-N 80W / OMB80-35 / -	T5	T5	T100°C	T100°C			
125W.	**DMV1-125 ☐**		HPL-N 125W / Q125.549 / -	T5	T4	T100°C	T135°C			
250W.	**DMV1-250 ☐**		HPL-N 250W / Q250.513 / -	T4	T4	T135°C	T135°C			
400W.	**DMV1-400 ☐**		HPL-N 400W / Q400.561 / -	T4	T3	T135°C	T200°C			
80W.	**DMV1-80 3 ☐**	230V.	HPL-N 80W / Q80.588 / -	T5	T5	T100°C	T100°C	Ø3/4"	M25x1.5	Dia-B
125W.	**DMV1-125 3 ☐**	50Hz.	HPL-N 125W / Q125.568 / -	T4	T4	T135°C	T135°C			
250W.	**DMV1-250 3 ☐**		HPL-N 250W / Q250.528 / -	T4	T4	T135°C	T135°C			
High Pressure Sodium										
70W.	**DPS1-70 ☐**	220V.	SON-70WI / NaHJ70.320 /-	T5	T5	T100°C	T100°C	Ø3/4"	M25x1.5	Dia-B
150W.	**DPS1-150 ☐**	50Hz.	SON-150W / NaHJ150.355 / Z400M	T5	T5	T100°C	T100°C			Dia-A
250W.	**DPS1-250 ☐**		SON-250W / NaHJ250.160 / Z400M	T4	T4	T135°C	T135°C			
400W.	**DPS1-400 ☐**		SON-400W / NaHJ400.006 / Z400M	T4	T3	T135°C	T200°C			
70W.	**DPS1-70I 3 ☐**	230V.	SON-70WI / NaHJ70.158 /-	T5	T4	T100°C	T135°C	Ø3/4"	M25x1.5	Dia-B
70W.	**DPS1-70 3 ☐**	50Hz.	SON-70W / NaHJ70.158 / Z400M	T5	T4	T100°C	T135°C			Dia-A
150W.	**DPS1-150 3 ☐**		SON-150W / NaHJ150 100.973 / Z400M	T5	T4	T100°C	T135°C			
400W.	**DPS1-400 3 ☐**		SON-400W / NaHJ400.006 / Z400M	T4	T3	T135°C	T200°C			
Metal Halide										
70W.	**DMH1-70 ☐**	220V.	MH 70W / NaHJ70.320 / Z400M	T5	T4	T100°C	T135°C	Ø3/4"	M25x1.5	Dia-A
		50Hz.	MH 70W / OMS 70-T35 / Z400M	T5	T5	T100°C	T100°C			
100W.	**DMH1-100 ☐**		MH 100W / OMS 100 / Z400M	T5	T4	T100°C	T135°C			
150W.	**DMH1-150 ☐**		MH 150W / OMS 150 / Z400M	T6	T5	T85°C	T100°C			
250W.	**DMH1-250 ☐**		HPI PLUS-250W BU / Q250.513 / Z400M	T4	T4	T135°C	T135°C			
400W.	**DMH1-400 ☐**		HPI PLUS-400W BUS / Q400.561 /-	T4	T3	T135°C	T200°C			Dia-B
70W.	**DMH1-70 3 ☐**	230V.	MH 70W / NaHJ70.128 / Z400M	T5	T4	T100°C	T135°C	Ø3/4"	M25x1.5	Dia-A
250W.	**DMH1-250 3 ☐**	50Hz.	HPI PLUS-250W BU / Q250.528 / Z400M	T4	T4	T135°C	T135°C			

Remark* : The maximum surface temperatures are specified for dust free condition. The dust layer which may cover around the lighting fixture will affect to higher surface temperature.

Wiring Diagram

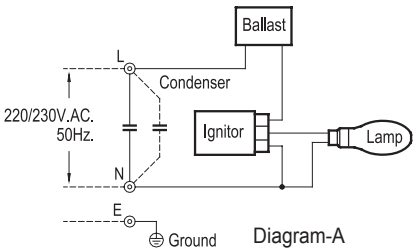

Diagram-A

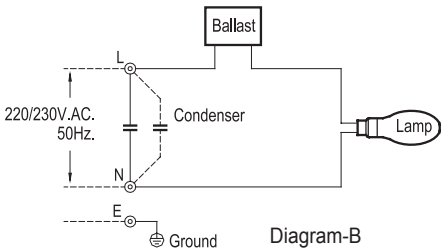

Diagram-B

F

Lighting: H.I.D. (High Intensity Discharge) Lighting Fixture, DMV1, DPS1, DMH1 Series

ALLOY
A QUALITY PRODUCT

Flameproof
Zone 1 & 2 – 21 & 22

Dimension

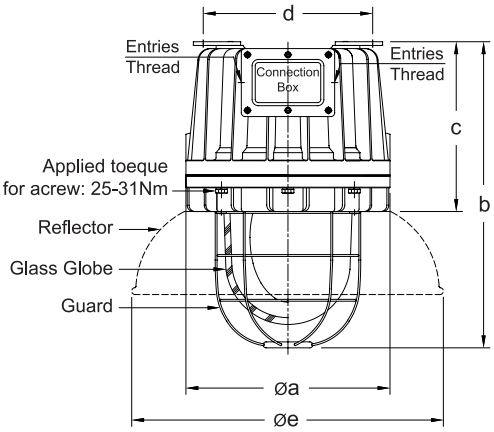

Cat. No.	Dimension in mm.					Approx. Weight (kgs.)
	øa	b	c	d	øe	
Mercury Vapor						
DMV1-80, DMV1-80 3, DMV1-125, DMV1-125 3	274	356	196	208	450	14.0
DMV1-250, DMV1-250 3	330	494	274	274	504	25.0
DMV1-400	330	494	274	274	504	25.5
High Pressure Sodium						
DPS1-70I, DPS1-70, DPS1-70 3	274	356	196	208	450	14.0
DPS1-150, DPS1-150 3	330	539	319	274	504	25.5
DPS1-250	330	539	319	274	504	27.5
DPS1-400, DPS1-400 3	330	539	319	274	504	28.5
Metal Halide						
DMH1-70, DMH1-70 3, DMH1-100	274	356	196	208	450	14.0
DMH1-150	330	494	274	274	504	25.0
DMH1-250, DMH1-250 3	330	539	319	274	504	25.0
DMH1-400	330	539	319	274	504	25.5

Installation Information

Ceiling Mounting

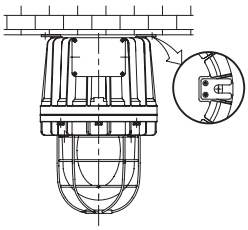

Bracket Mounting

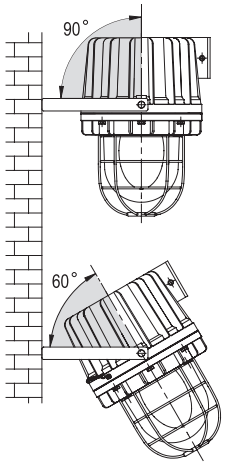

Connection



Terminal block is provided for 2P+E, 4mm.^{2} incoming cable within connection box.

Pole Mounting

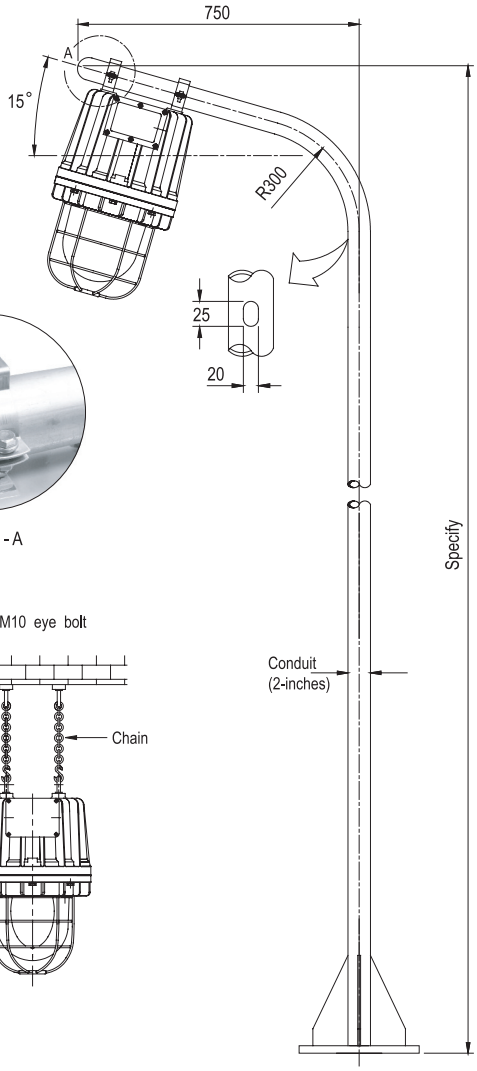



Detail - A

Suspension 2 x M10 eye bolt

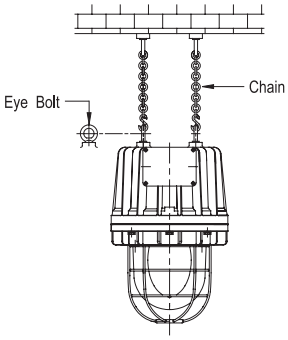

F